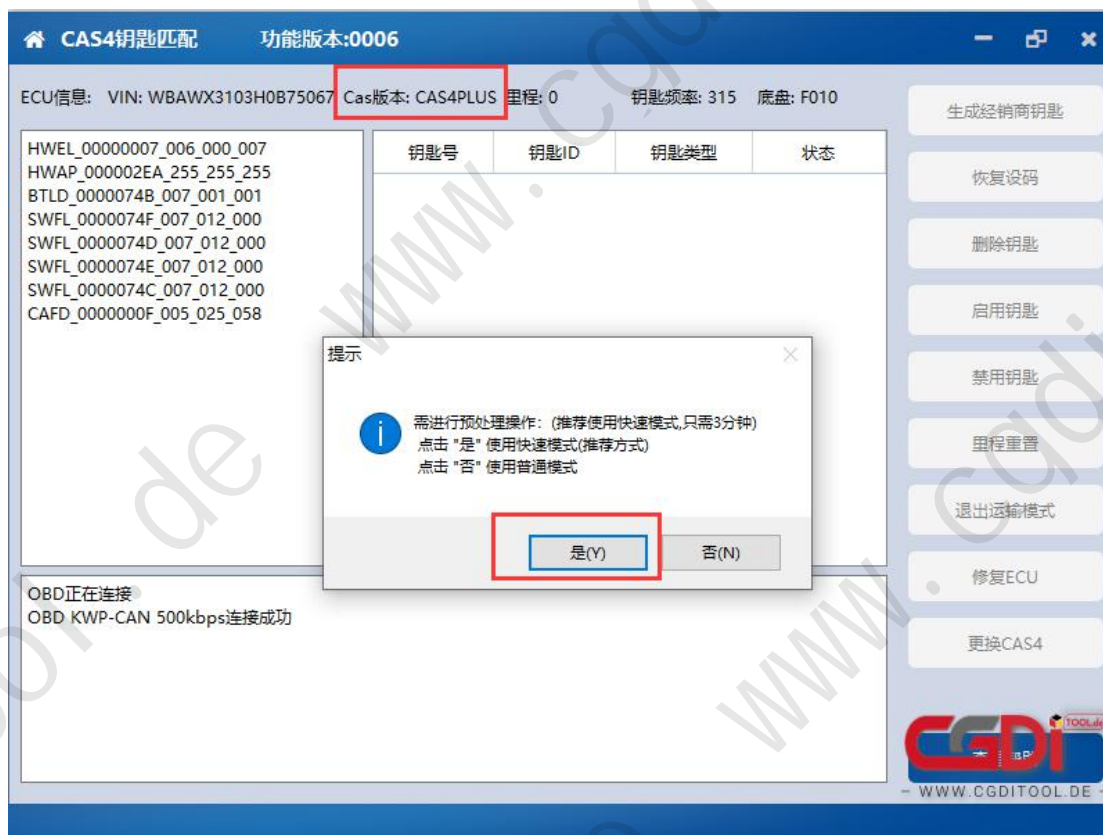


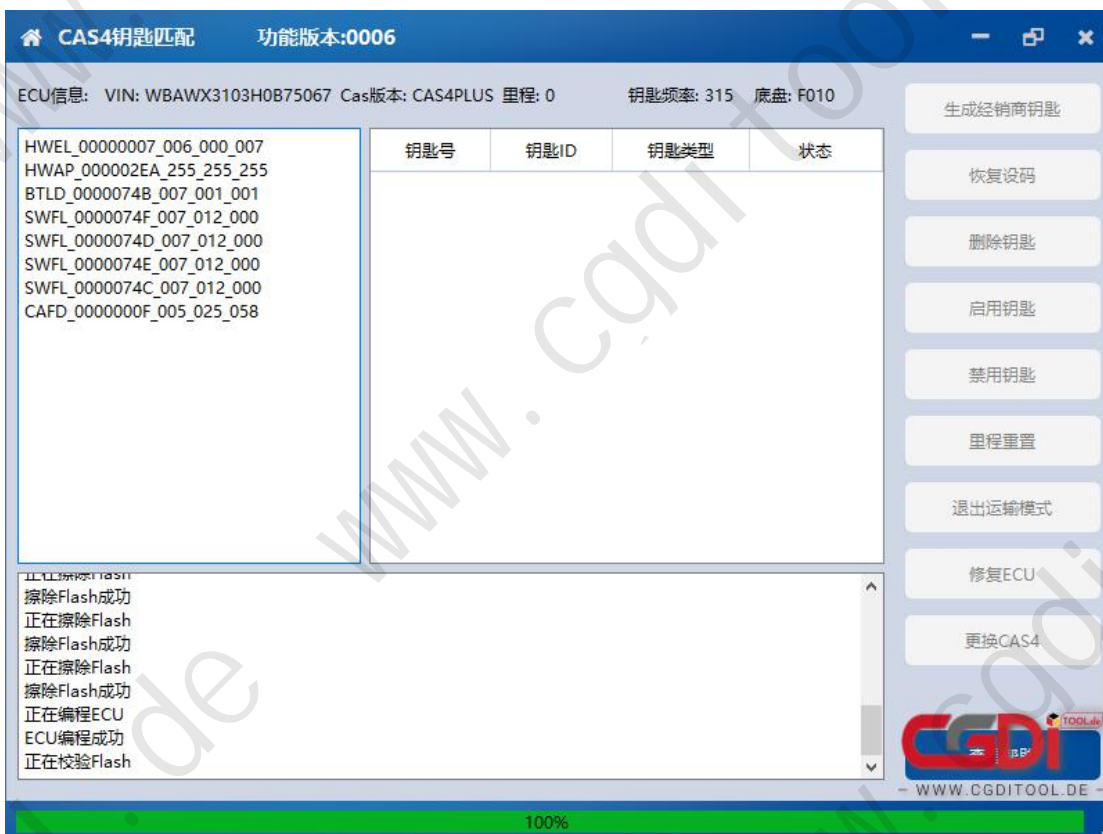
CAS4+ Key Matching via OBD Directly by CGDI BMW 3.2.0

Step 1: Enter Cas4 Key Matching via OBD



Step 2: Choose Fast Access Mode > Cas Version > Cas4 Plus (Due to Cas4+ is encryption mode, All key lost require Engine ISN Code)





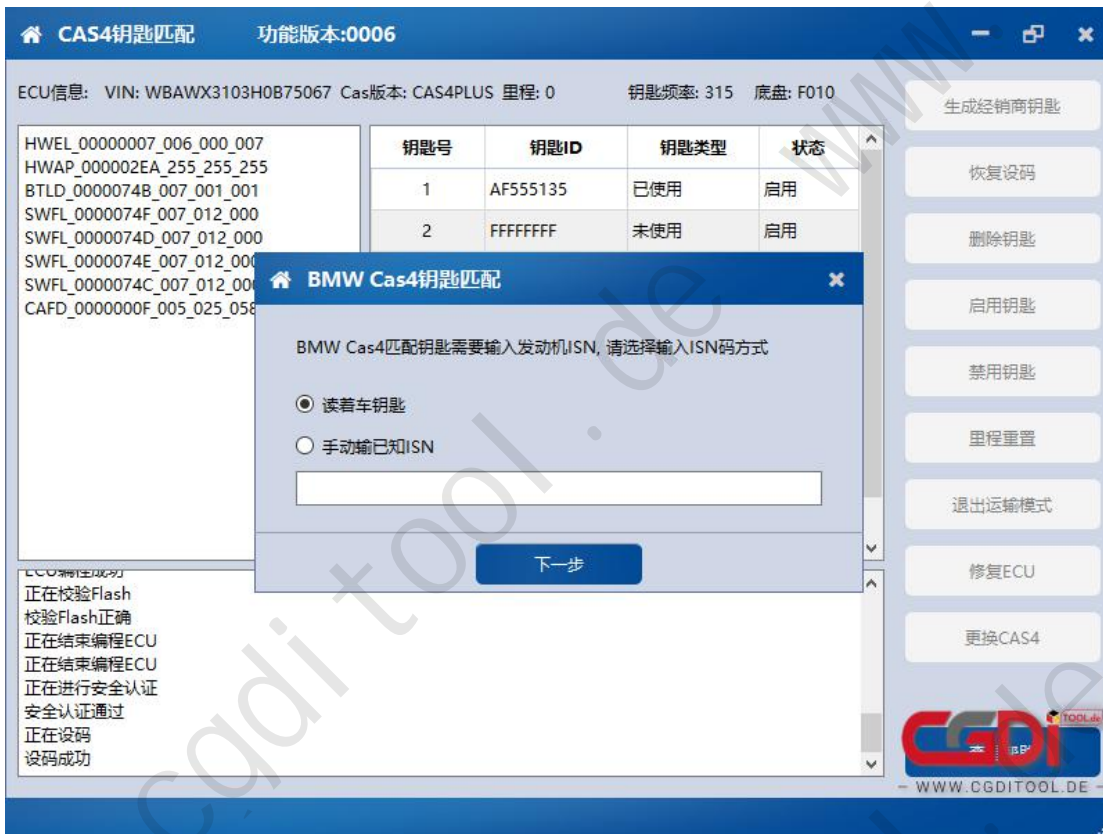
Step 3:Preprocessing Encoding succeeded



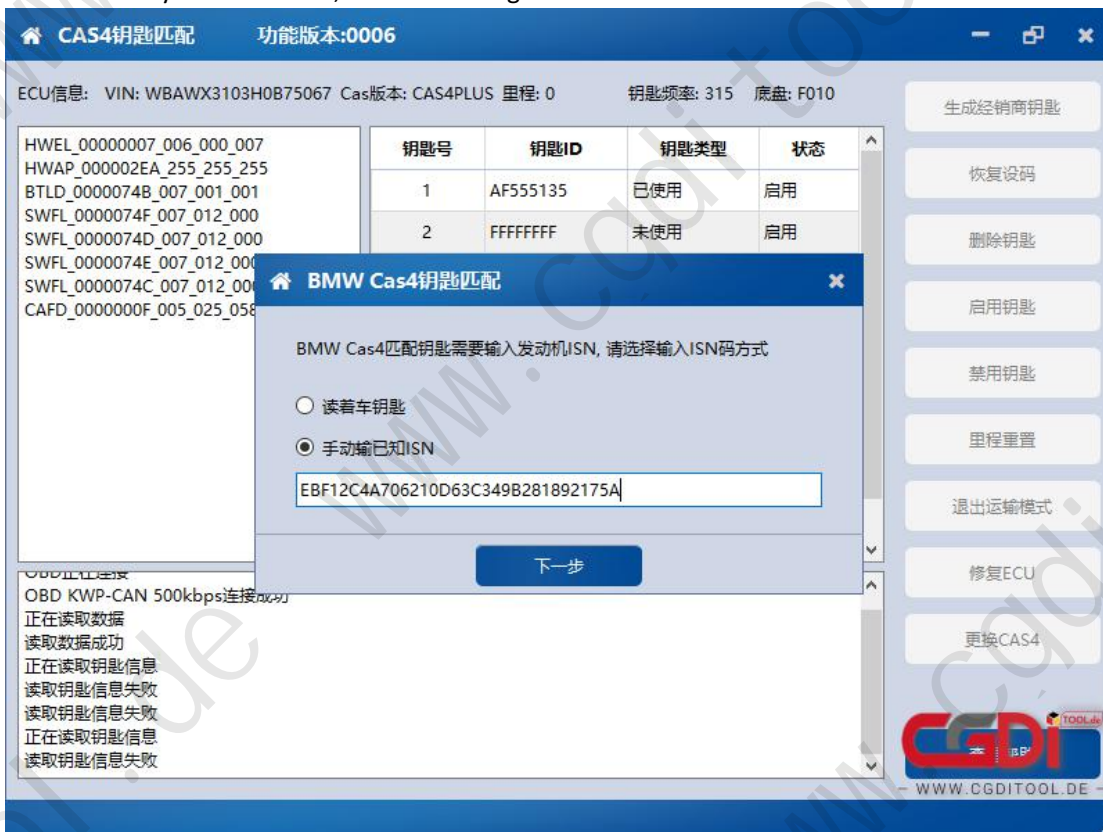
Step 4:Click "Generate Dealer Key" to get the blank key position, Click again to generate dealer key



- When we go work for add a new key, need possess an original remote key



- Under All Key Lost Situation, need enter engine ISN Code



Step 5: Message pop up promote that generate the new key info ISN File, Click "Save"



Step 6: Right now, take the new key near to the key sensing area (under the steering wheel)



Step 7: Key Programming Successful, generate a new key:

Key ID:XXXXXXXX

Key Number:2

Remote Frequency: 433Mhz(Oversea)/ 315Mhz(Asia)

Key Status "Locked"

ECU信息: VIN: WBAWX3103H0B75067 Cas版本: CAS4PLUS 里程: 0 钥匙频率: 315 底盘: F010

生成经销商钥匙

VIN: ID: 9AED8537

钥匙号: 2

钥匙类型: 5

遥控频率: 315

状态: 已锁

恢复设码

HWEL_00000007_006_000_007
HWAP_000002EA_255_255_255
BTLD_0000074B_007_001_001
SWFL_0000074F_007_012_000
SWFL_0000074D_007_012_000
SWFL_0000074E_007_012_000
SWFL_0000074C_007_012_000
CAFD_0000000F_005_025_058

钥匙号	钥匙ID	钥匙类型	状态
1	AF555135	已使用	启用
2	9AED8537	已使用	启用
3	FFFFFFFF	未使用	启用
4	FFFFFFFF	未使用	启用
5	FFFFFFFF	未使用	启用
6	FFFFFFFF	未使用	启用
7	FFFFFFFF	未使用	启用
8	FFFFFFFF	未使用	启用

删除钥匙

启用钥匙

禁用钥匙

里程重置

退出运输模式

修复ECU

更换CAS4

OBID正在连接
OBID KWP-CAN 500kbps连接成功
文件保存路径:D:/CGDI/UserData/WBAWX3103H0B75067/2021-1-12-9-21-39 ISN.txt
正在编程钥匙
编程钥匙成功

