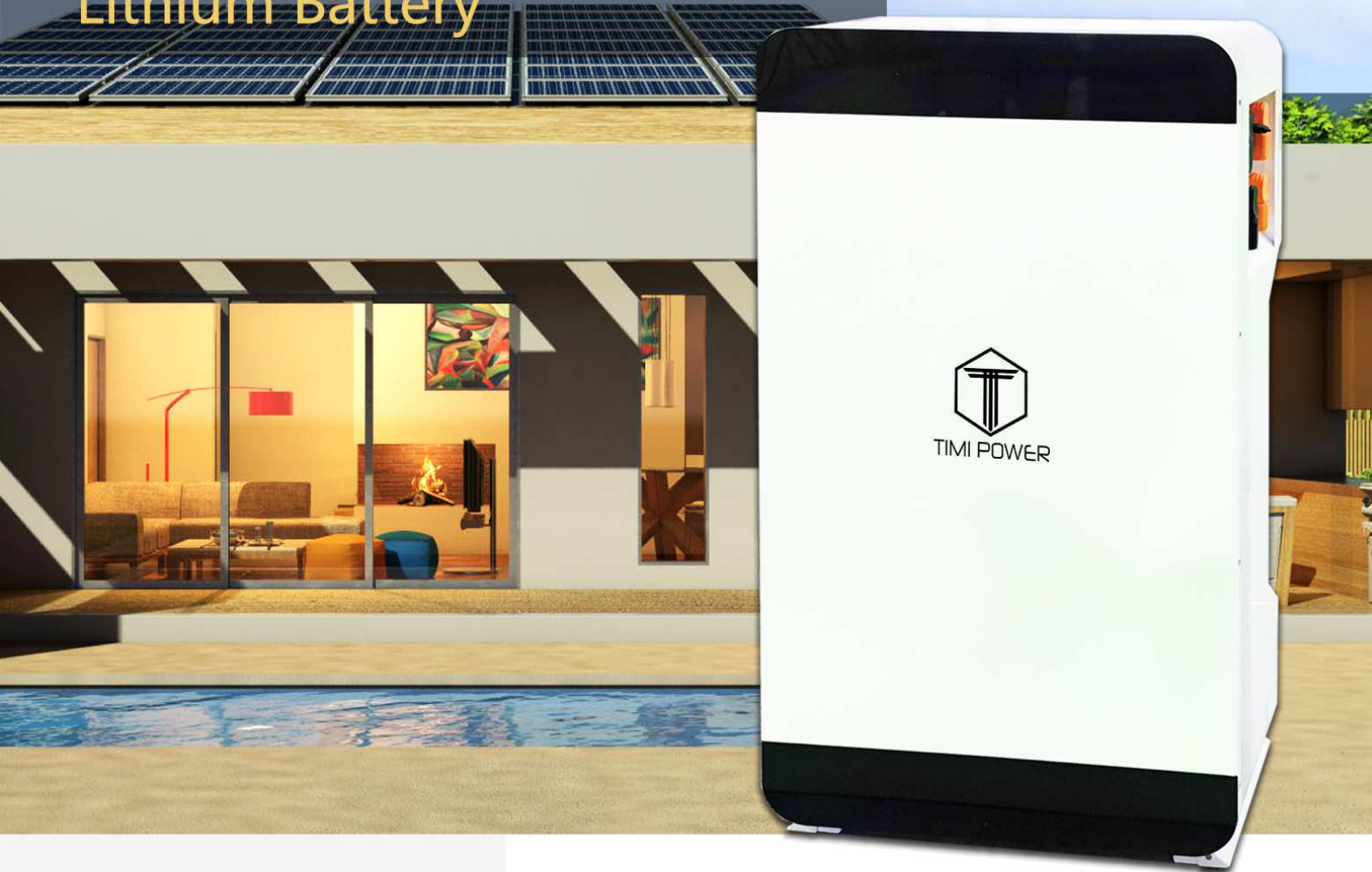


# Timi-Lit PWH Series

## Lithium Battery



### FEATURES



Intelligent BMS



Top Quality Battery Cell



Super Safety



Long Lifespan

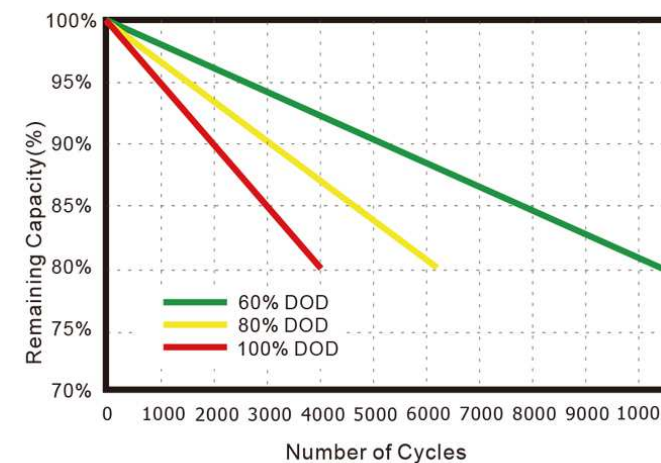
- » 192V OR 256V, HIGH VOLTAGE MODEL
- » INTEGRATED CAN OR RS485 COMMUNICATION
- » PRE-CONFIGURED WITH OPTIMAL PARAMETERS
- » COMMUNICATED WITH INVERTER
- » INTELLIGENT BMS WITH FULL PROTECTION

### SPECIFICATIONS

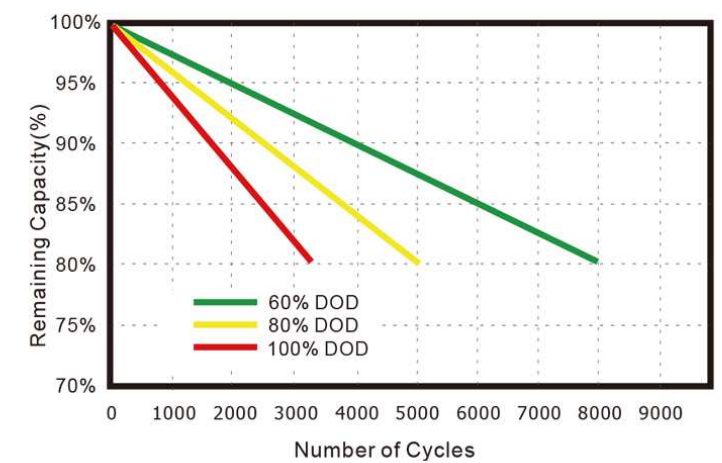
Model	PWH10000A	PWH13000A
Rated energy	10kWh	13.3kWh
Rated voltage	192V	256V
Rated capacity	52Ah	52Ah
Voltage range	150~219V	200~292V
Max. charge current	50A	50A
Max. discharge current	50A	50A
Cycle life	>6000 cycles @ 80% DOD	>6000 cycles @ 80% DOD
Connect in Parallel	Support 30 units connect in series	Support 30 units connect in series
Dimension (W*D*H, mm)	980*520*200mm	1050*550*200mm
Weight	105kg	140kg
Communication Mode	RS485 / CAN	RS485 / CAN
Charging temperature	0°C~45°C	0°C~45°C
Discharging temperature	-20°C~60°C	-20°C~60°C
Recommended storage temperature	15°C~35°C	15°C~35°C

### Cycle Life Curve

● Different discharge depth life curves & 25°C 0.5C



● Different discharge depth life curves & 40°C 0.5C



info@timipower.com

