

NLBM®



NEWLINE

WINDOWS&DOORS SYSTEM

UPVC

DOORS & WINDOWS SOLUTIONS



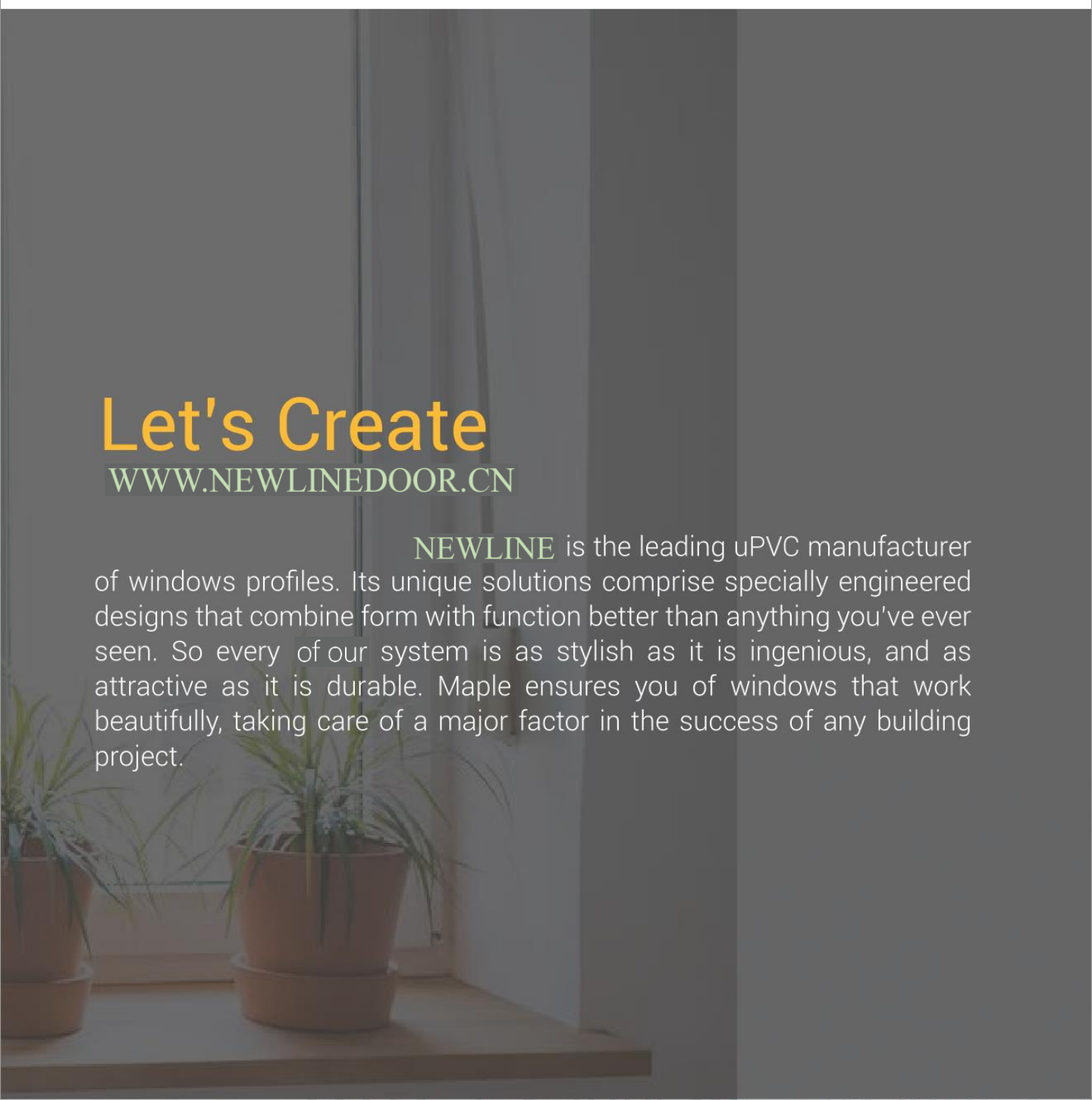
NEWLINE
WINDOWS&DOORS SYSTEM



Let's Create

WWW.NEWLINEDOOR.CN

NEWLINE is the leading uPVC manufacturer of windows profiles. Its unique solutions comprise specially engineered designs that combine form with function better than anything you've ever seen. So every of our system is as stylish as it is ingenious, and as attractive as it is durable. Maple ensures you of windows that work beautifully, taking care of a major factor in the success of any building project.



Quality and Service

Newline uPVC windows and doors Profile is made of the top uPVC. It is designed and manufactured with strict standards, which assure that it can work under the temperature ranging from -50°C to 70°C , the welding angle is high tensile strength, the anti-aging is up to 6000h, the life time is more than 30 years



Top-Performing,
Sustainable
uPVC Door
and Window
Solutions

Extraordinary windows for Extraordinary Conditions



Newline uPVC is the leading uPVC manufacturer of windows profiles. Its unique solutions comprise specially engineered designs that combine form with function better than anything you've ever seen. So every Maple system is as stylish as it is ingenious, and as attractive as it is durable. Maple ensures you of windows that work beautifully, taking care of a major factor in the success of any building project.

Our products are unrivalled in quality, technological innovation and exceptional design- bringing you all the benefits of modern uPVC doors and windows, including low maintenance, enhanced security, energy efficiency and lower costs.

Features

Tailor- made noise protection system,
so nothing can disturb your peaceful world

Brush seals and multi-chamber feature of the Maple uPVC
window profiles filter exterior sounds



High wind load performance
Complete wind and water-tightness

NLBMuPVC windows are built to with stand the gustiest wind conditions
ensuring safety and security indoors.



Unrivalled benefits + easy installation made for satisfied customers



NLBM uPVC extensive range meets the requirements of renovation and new construction application in residential and commercial buildings. NLBM uPVC offers an advanced range of window styles that can be mixed and matched for new buildings and replacement applications. Whether it is a folding door or a French door, a tilt and turn or an arched windows you are looking for Cool uPVC window systems, the possibilities are virtually unlimited.

Residential Doors



Single Door French Door



Single / Fixed Combination



Tilt-and-Slide



Bi-Fold Doors

Sliding Doors



Double Slider



4 Panel

Outward Opening Windows



Side-Hung



Top-Hung



Side-Hung / Top Hung Combination

Sliding Windows



Single Slider



Double Slider



3-Panel



3-Track

Inward Opening Windows



Tilt-and-Turn



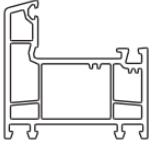
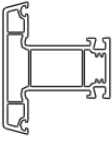
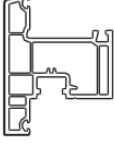
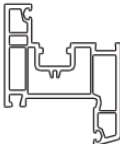
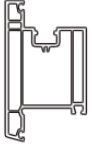
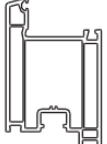
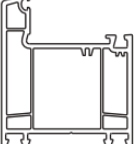

Folding-Sliding



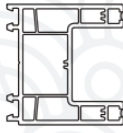
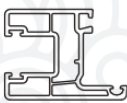
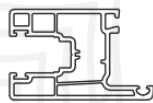
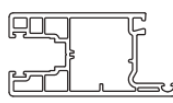





Inward Span with Top Arch Window

uPVC White Profile Series

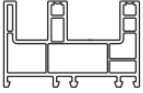
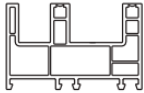
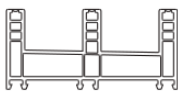

Popular Casement Doors and Windows Series

 <p>HSP60-01T 60 Casement Frame Weight: 1.10 kg/m</p>	 <p>HSP60-02T 60 Casement Frame Weight: 1.12 kg/m</p>	 <p>HSP60-09T 60 Casement Sash Weight: 1.3 kg/m</p>	 <p>HSP60-08T 60 Inward Sash Weight: 1.23 kg/m</p>
 <p>HSP60-13 Door Outward Sash Weight: 1.57 kg/m</p>	 <p>HSP60-23 Door Inward Sash Weight: 1.585 kg/m</p>	 <p>HSP60-37T Door Frame Weight: 1.35 kg/m</p>	 <p>HSP60-03 Single Glass Bead Weight: 0.275 kg/m</p>












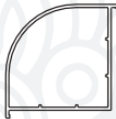
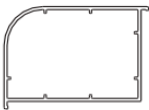
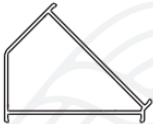


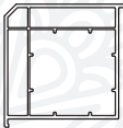
Popular Sliding Doors and Windows Series

				
<p>HST62-01A Sliding Frame Weight: 1.20 kg/m</p>	<p>HST88-06 Sliding Small Sash Weight: 0.835 kg/m</p>	<p>HST77-02 Sliding Medium Sash Weight: 1.00 kg/m</p>	<p>HST88-02 Sliding Door Sash Weight: 1.28 kg/m</p>	
				
<p>HST62-03A Window Interlock Weight: 0.215 kg/m</p>	<p>HST88-02 Door Interlock Weight: 0.27 kg/m</p>	<p>HST77-08 Single Glass Bead Weight: 0.214 kg/m</p>	<p>HST77-09 Double Glass Bead Weight: 0.154 kg/m</p>	<p>HST88-21 Double Glass Bead Weight: 0.145 kg/m</p>

88mm-138mm Sliding Mesh Frame

 <p>HST88-01T Window Mesh Frame Weight: 1.45 Kg/m</p>	 <p>HST90-01B Window Mesh Frame Weight: 1.39 Kg/m</p>	 <p>HST112-01 Three Track Frame Weight: 1.68 kg/m</p>	 <p>HST138-01 Three Track+ Netlon Frame Weight: 1.68 kg/m</p>
---	---	---	--

Accessory Profile

 <p>HST77-10 Inline Adaptor Weight: 0.284 kg/m</p>	 <p>HST77-03 Sash Mullion Weight: 0.80 kg/m</p>	 <p>HST80-05 Mesh Sash Weight: 0.47 kg/m</p>	 <p>HST80-34 Mesh Sash Mullion Weight: 0.45 kg/m</p>
 <p>HSP60-06 Door Panel Weight: 0.58 kg/m</p>	 <p>HSP60-20B Louver Base Frame Weight: 0.235 kg/m</p>	 <p>HST77-07 Frame Connector Weight: 0.10 kg/m</p>	 <p>HSP60-15 Frame Connector H -Coupler Weight: 0.66 kg/m</p>
 <p>HSP60-44 Frame Connector I -Coupler Weight: 0.30 kg/m</p>	 <p>HSP60-11 Round Post Adaptor Weight: 0.74 kg/m</p>	 <p>HSP60-10 Round Post Adaptor Weight: 0.85 kg/m</p>	 <p>HSP60-14A 90 Degree Corner Weight: 0.78 kg/m</p>
 <p>HST88-12 90 Degree Corner Weight: 1.13 kg/m</p>	 <p>HSP60-18 135 Degree Corner Weight: 0.70 kg/m</p>	 <p>HSP60-19 120 Degree Corner Weight: 0.83 kg/m</p>	 <p>HSP60-20B Shutter PVC Blade Weight: 0.235 kg/m</p>
			 <p>HSP70B-11 SquarPost Profile Weight: 1.64 kg/m</p>

Hardware Profile

NEWLINE
WINDOWS&DOORS SYSTEM



Lockable Handle



Casement Handle



Popup Lock



Touch Lock



3D Hinge



Roller



Hinge



Double Roller




Espag



Espag



Tilt & Turn Bottom
Corner Drive



Lifting board



Drain hole cap



Door stopper



Wool pile



Gasket

Open Windows
Open Hearts





NEWLINE

WINDOWS&DOORS SYSTEM

NLBM[®]

Cellphone: +8616620025867

(Wechat/Whatsapp)

Telephone: +86(20)86047020

E: hongyu0701@hotmail.com

www.newlinedoor.cn

www.newlinedoor.com

ADD: No.88,Yuanxia middle Street,Longgui,
Baiyun District, Guangzhou, China